


DOCKING AND UNDOCKING REMINDERS

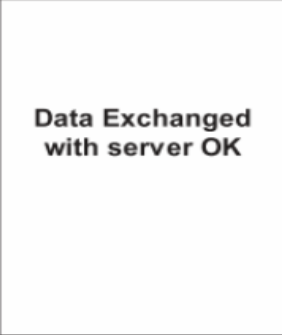
During the activation and data exchange process a number of images can/will appear on the Analyzer Display



Data Exchange ...

During data transfer, the image above will be displayed until the process is completed or interrupted.

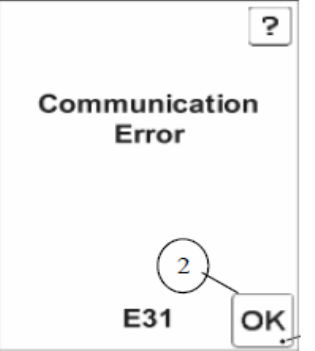
DO NOT INTERRUPT



Data Exchanged with server OK

When the Analyzer is removed from the docking station this image will be displayed.

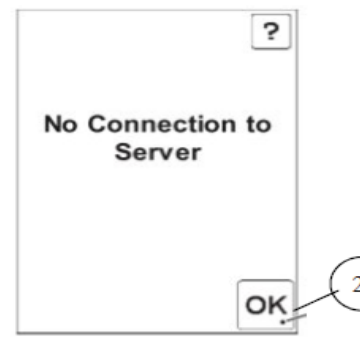
PLEASE WAIT!
After removing the Analyzer from the docking station it can take up to 20 seconds before this image is displayed.



Communication Error

If, during data transfer, an error or malfunction between the Analyzer and the receiving computer is detected, this image will be displayed.

Press the OK button (2) to return to the Main Menu

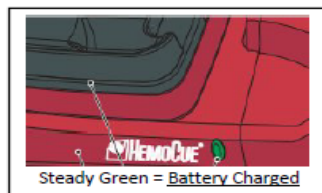


No Connection to Server

The image above will be displayed when one of the following errors has occurred:

- The Docking Station is not properly connected to the network.
- The network server is not available.
- There is a fault in the Docking Station.

Press the OK button (2) to return to the Main Menu



*Device must be on when placed in docking station for data exchange to happen!!

Unplugging the power from the docking station and plugging it back in corrects most communication errors if red light is on.